



How to Apply/Renew My Florida Medical Cannabis Card

(Renew at least 45 days prior to license expiration – You also need a valid Physician 210 Day Certification)

Step 1 – Log into Medical Marijuana Use Registry. If you forgot or cannot locate your password, click on “forgot password” to reset. Username is your email address.

<https://mmuregistry.flhealth.gov/Public/Login>

Step 2 – Click on “Your Card” from the top menu bar.

Step 3 – While on the “Your Card Page”

1) **In the first window:**

If renewing, click on “Renew My Card” button located in the first window and follow steps below. If applying for the first time you will not see a renew button.

- You may upload a new picture to the profile if desired, but DMV photo should populate.
- Ensure information is updated and correct.

2) **In second window:**

If renewing, ensure that your proof of residency is updated and not expired. If applying for first time you will need to upload a proof of residency.

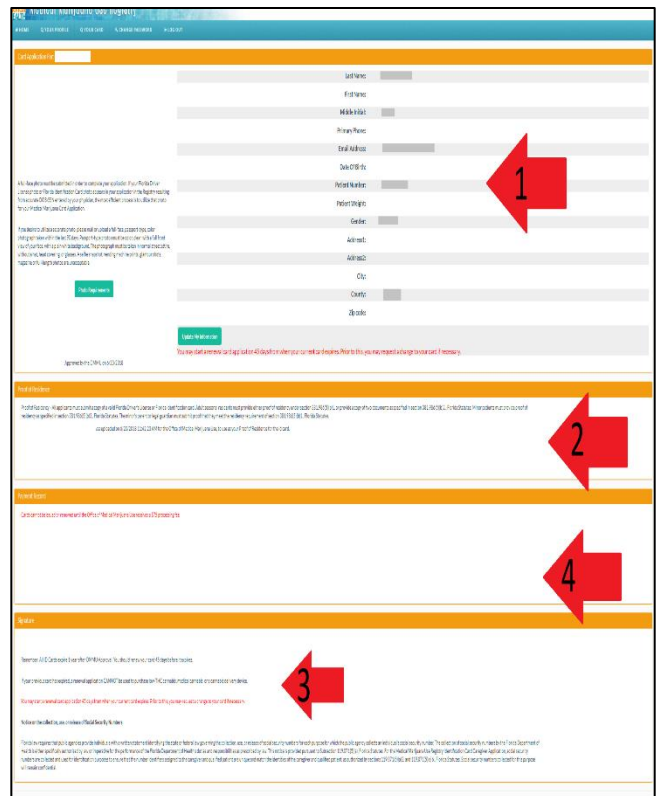
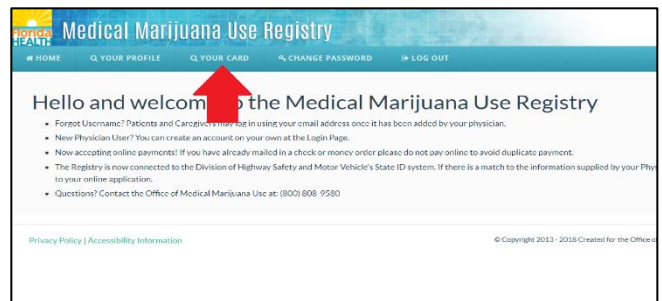
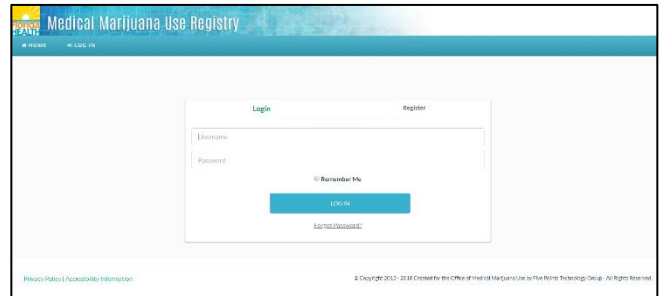
IMPORTANT – If using a bill for proof of residency (must be within past 60 days or most recent) for both renewals and initial applicants. Ensure that your driver’s license, or other government issued proof of residency is not expired. This will cause application to be denied.

3) **In fourth window:**

For renewing card and initial applicants. Sign the card application by typing your first and last name into the dialog box. Then press the “submit my application” button.

4) **In third window:**

For renewing card and initial applicants. After submitting application, a “Pay Here” button will appear allowing you to submit your state DOH licensing fee by Credit/Debit/Bank. Your card payment should be processed in 5 days.



* After 5 business days you can call the Medical Marijuana Use Helpline for an update on your application. (800) 808-9580